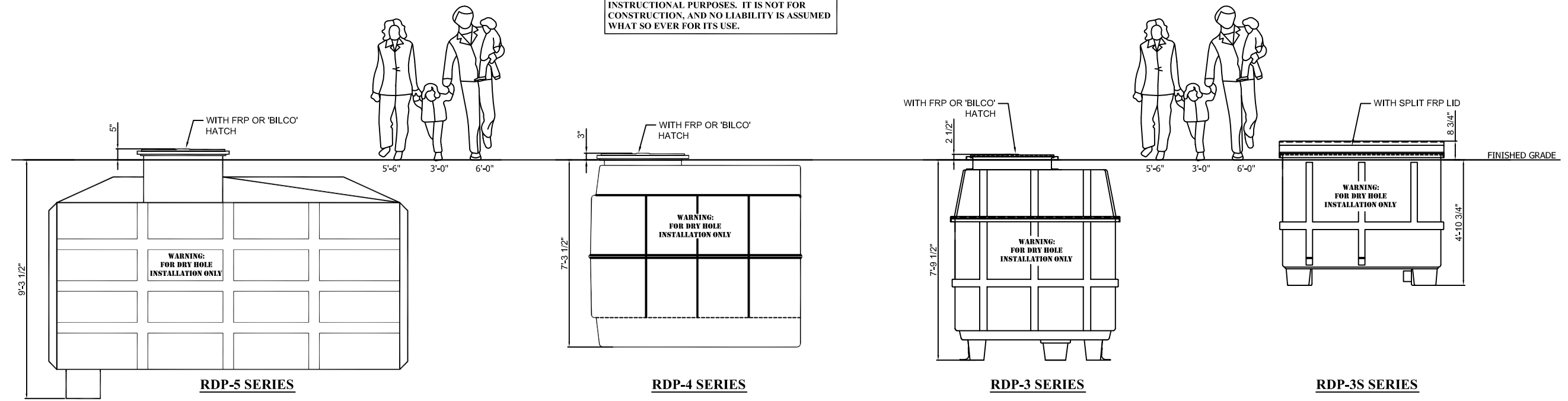
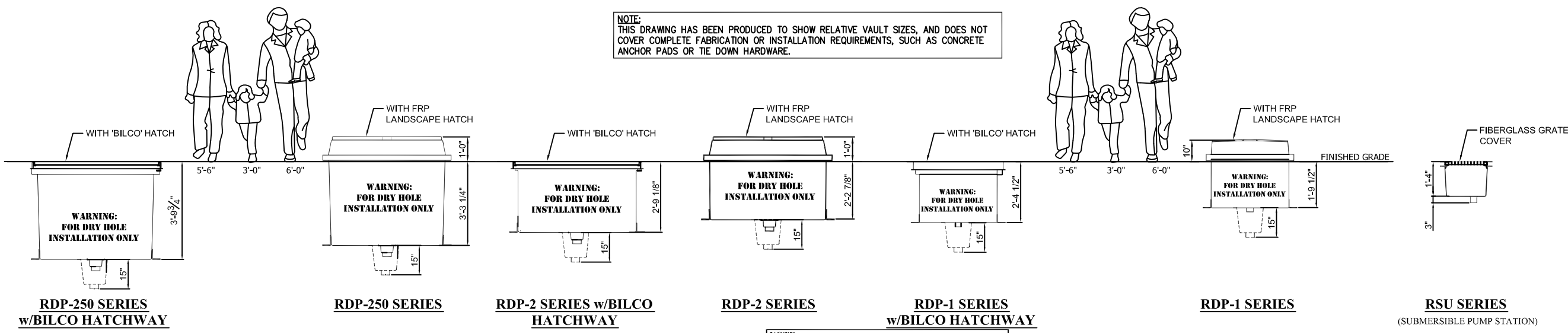


THIS IS A GENERAL DESIGN GUIDE ONLY FOR INSTRUCTIONAL PURPOSES. IT IS NOT FOR CONSTRUCTION, AND NO LIABILITY IS ASSUMED WHATSOEVER FOR ITS USE.



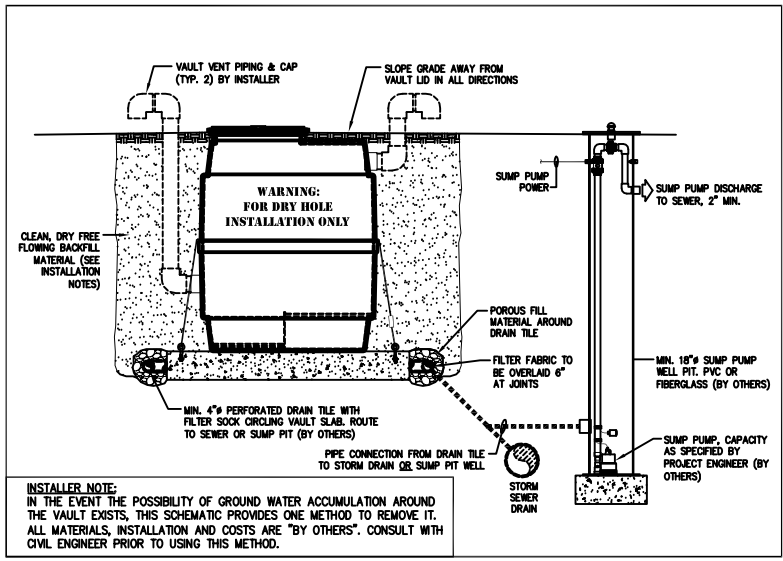
NOTE: THIS DRAWING HAS BEEN PRODUCED TO SHOW RELATIVE VAULT SIZES, AND DOES NOT COVER COMPLETE FABRICATION OR INSTALLATION REQUIREMENTS, SUCH AS CONCRETE ANCHOR PADS OR TIE DOWN HARDWARE.



MODEL	LENGTH	WIDTH	DEPTH	LID TYPE/SIZE
RSU SERIES	2'-0"	2'-0"	1'-7"	FIBERGLASS GRATE COVER
RDP-1 SERIES	3'-5"	3'-5"	2'-7-7/8"	*HINGED FRP 3'-5"x3'-5"
RDP-1-B SERIES	3'-5"	3'-5"	2'-4-5/8"	* 'BILCO' 3'-5"x3'-5"
RDP-2 SERIES	4'-5-1/4"	5'-0"	3'-2-3/4"	*HINGED FRP 4'-5"x5'-0"
RDP-2-B SERIES	5'-1-1/2"	4'-7-1/2"	2'-9"	* 'BILCO' 4'-7-1/2"x5'-1-1/2"
RDP-250 SERIES	5'-1-1/2"	4'-7-1/2"	4'-2-3/4"	*HINGED FRP 4'-5"x5'-0"
RDP-250-B SERIES	5'-1-1/2"	4'-7-1/2"	3'-9-3/4"	* 'BILCO' 4'-7-1/2"x5'-1-1/2"
RDP-3S SERIES	6'-4-1/4"	5'-7"	5'-7"	* SPLIT FRP 5'-9 1/2" X 6'-5"
RDP-3 SERIES	6'-4-1/4"	5'-7"	8'-0"	*HINGED FRP 36" SQ.
RDP-4 SERIES	8'-8"	6'-10"	7'-6 1/2"	*HINGED FRP 36" SQ.
RDP-5 SERIES	14'-0"	8'-5"	9'-8 1/2"	*HINGED FRP 36" SQ.

ALL DIMENSIONS "O.D." WITH LID CLOSED. ALL VAULTS FABRICATED FROM FIBERGLASS REINFORCED POLYESTER (FRP) COMPOSITE MATERIALS WITH REINFORCING LAMINATE CORE MATERIALS. ALL UNITS, EXCEPT RDP-3S, AVAILABLE WITH OPTIONAL 'BILCO' HATCH UPGRADE. ALL DIMENSIONS ARE APPROXIMATE.

NOTE: SERIES 1 & SERIES 2 VAULTS ARE AVAILABLE WITH OPTIONAL RECESSED SUMP FOR SUMP PUMP INSTALLATION, INDICATED BY DASHED LINES. ALL OTHER VAULTS HAVE INTEGRAL SUMP PIT.



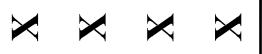
INSTALLER NOTE: IN THE EVENT THE POSSIBILITY OF GROUND WATER ACCUMULATION AROUND THE VAULT EXISTS, THIS SCHEMATIC PROVIDES ONE METHOD TO REMOVE IT. ALL MATERIALS, INSTALLATION AND COSTS ARE "BY OTHERS". CONSULT WITH CIVIL ENGINEER PRIOR TO USING THIS METHOD.

WARNING:
DIRECT-BURIAL PUMP VAULTS ARE DESIGNED AND CONSTRUCTED FOR 'DRY-HOLE' INSTALLATIONS ONLY AND ARE NOT DESIGNED, CONSTRUCTED, OR SOLD AS WATERTIGHT OR WATERPROOF CONTAINERS AND ARE NOT TO BE INCORPORATED INTO ANY PROJECT WHERE POTENTIAL GROUND WATER SATURATION (WHETHER TEMPORARY OR PERMANENT OR DUE TO RAIN, FLOODS OR IRRIGATION) OR NATURAL GEOLOGICAL HIGH WATER TABLE CONDITIONS MAY EXIST.

AS SUCH, ROMAN FOUNTAINS IS NOT RESPONSIBLE FOR ANY GROUNDWATER INTRUSION INTO ANY FIBERGLASS EQUIPMENT VAULT UNDER ANY CIRCUMSTANCES WHATSOEVER.

THE SPECIFIER/PURCHASER/INSTALLER/OWNER OF ANY VAULT PRODUCT SHALL MAKE ANY AND ALL DETERMINATIONS AS TO THE SUITABILITY OF SAID PRODUCT FOR THE APPLICATION, INCLUDING GROUND WATER CONDITIONS.

ROMAN FOUNTAINS MANUFACTURES SEVEN SIZES OF DIRECT-BURIAL PUMP STATIONS FOR FOUNTAIN SYSTEM APPLICATIONS. CONTACT COMPANY FOR SELECTION ASSISTANCE WITH YOUR APPLICATION.



ROMAN FOUNTAINS CORP.
P.O. Drawer 10190
Albuquerque, N.M. 87184
Phone #: (800) 794-1801
Fax #: (505) 343-8086
<http://www.romanfountains.com>

ROMAN FOUNTAINS CORP.
Eastern Engineering & Sales Office
9875 Medlock Bridge Parkway
Suite 250
Johns Creek, GA. 30022
Phone #: (877) 794-1802
Fax #: (770) 300-0074

Scale: None

Drawn By: D. Taft

Checked By: J. Mitovich

Date:

Revisions:

No.	Date	By	Comments

**VAULT
SIZING
GUIDE**

Drawing Number:
VSG