
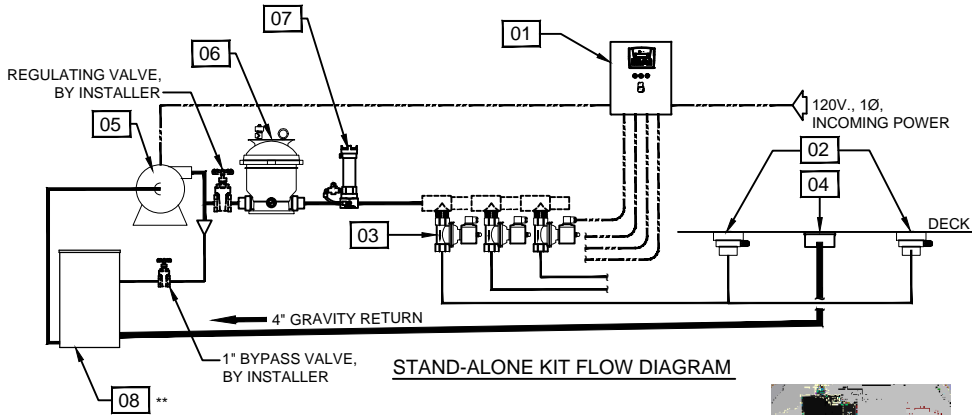



(877) 794-1802



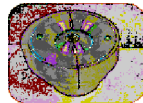
12 NOZZLE KIT WITH SINGLE LIGHT SHOWN ABOVE




NOZZLE KIT WITH THREE LIGHTS SHOWN ABOVE





01



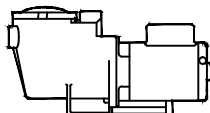
02



03



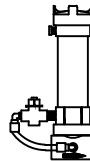
04



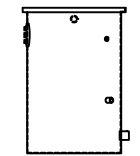
05



06



07



08

**STAND ALONE SYSTEM EQUIPMENT LIST**

ITEM	QTY.	MODEL NO.	COMPONENT DESCRIPTION
01	1	RWDC Series	PRE-PROGRAMMED SYSTEM CONTROLLER, 120V.
02	6, 9 OR 12 (AS ORDERED)	RFDN Series	ANGLE ADJUSTABLE SPRAY NOZZLES MAXIMUM SPRAY HEIGHT 6FT.
03	3	RSV-Series	ZONE SEQUENCE CONTROL VALVES, 12VDC. (SIZE VARIES WITH KIT)
04	1	RAVS-400	DRAIN GRATE AND ABS HUB, 4" DIA.
05	1	RWSP-Series	SYSTEM DISPLAY PUMP AND STRAINER, 115/230V., SINGLE-PHASE (HP VARIES WITH KIT)
06	1	RCCF-100	100 S.F. CARTRIDGE FILTER UNIT
07	1	RBU-320-IL	INLINE EROSION TYPE CHEMICAL FEEDER
08	1	RWST-150	POLY RESERVOIR W/LID AND FITTINGS, 150 GALLONS

\*\*OPTIONAL ITEM →

Note: Optional lighting and skid or vault units available; consult factory.  
 Note: Other nozzle patterns available; consult factory.

**SPECIFICATION DATA:** A pre-engineered and pre-packaged 'KIT' for assembly on site. Available with 6, 9, or 12 nozzles. Programmable sequencing. Complete installation drawings included. Kit is designed for "SMALL FOOTPRINT" applications, where a budget priced, easy-to-install system with a minimum of complexity in wiring and controls, is required. System can be installed as a "Dry Deck" fountain or as a "Traditional Basin" system.

**NOTE:** Due to our continuing product improvement, Roman Fountains reserves the right to change the specifications without notice.