



RCLG-150A, 12 VDC LED POWER SUPPLY (132W MAX.)


(877) 794-1802

NOTE:

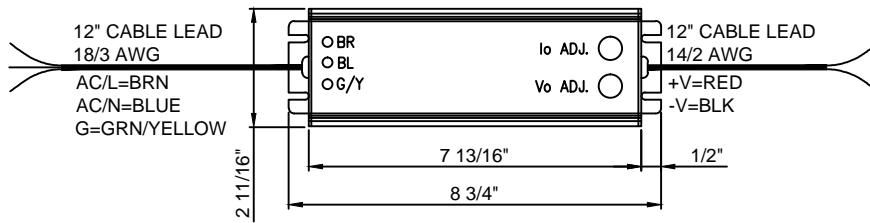

This unit will control up to:
 (3) RFL-CG-FM-LED FIXTURES
 (4) RFL-CG-DH-LED FIXTURES
 (4) RFL-CG-FS-LED FIXTURES
 (6) RFL-CG-HP-LED FIXTURES

INSTALLER NOTE:

THIS DEVICE MAY BE REQUIRED TO
 BE INSTALLED INTO A U.L. LISTED
 ENCLOSURE. CONSULT LOCAL CODES



IP65 IP67



TECHNICAL DATA	
OUTPUT	ELECTRICAL DATA: DC VOLTAGE: 12V. RATED CURRENT: 11 AMP RATED POWER: 132 WATTS VOLTAGE ADJ. RANGE: 9-13V.
	PROTECTION DATA: OVERLOAD CURRENT - AUTO RECOVERY OVER VOLTAGE - SHUT DOWN/LATCH OFF SHORT CIRCUIT - HICCUP MODE-AUTO RECOVERY
INPUT	VOLTAGE RANGE: 90-295VAC/127-417VDC FREQUENCY RANGE: 47-63 Hz. AC CURRENT: 2A/115VAC/1A/230VAC EFFICIENCY: 88%
	ENCLOSURE/HOUSING: EPOXY COATED ALUMINUM HOUSING AND FASTENERS WITH MOUNTING BRACKETS EACH END.

SPECIFICATION DATA:

- UNIVERSAL AC INPUT/FULL RANGE (UP TO 280VAC)
- HIGH EFFICIENCY 92%
- PROTECTIONS: SHORT CIRCUIT/OVERLOAD/OVER VOLTAGE/OVER TEMPERATURE
- BUILT-IN ACTIVE PFC FUNCTION
- COOLING BY FREE AIR CONVECTION
- IP65/IP67 DESIGN FOR INDOOR OR OUTDOOR APPLICATIONS
- DAMP/WET LOCATION OUTDOOR APPLICATION
- COMPLIANCE TO WORLDWIDE SAFETY REGULATIONS FOR LIGHTING

NOTE: Due to our continuing product improvement, Roman Fountains reserves the right to change the specifications without notice.

APPLICATIONS:

High efficiency 12V. DC power supply for use with RFL-CG Series, LED light fixtures.

DRAWING NO.
5.502