
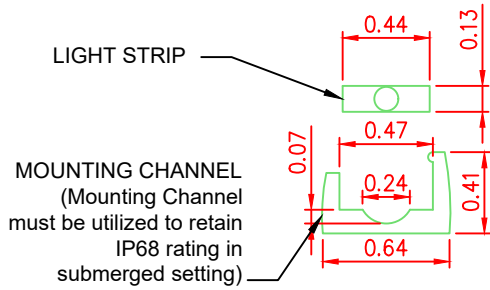
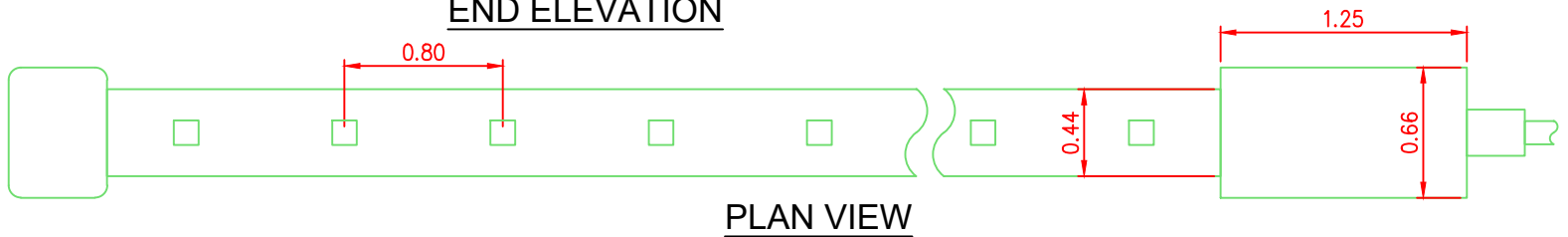



(800) 794-1801



END ELEVATION



SIDE ELEVATION



TECHNICAL DATA						
MODEL NO.	LIGHT SOURCE	OUTPUT LUMENS: BLUE	OUTPUT LUMENS: RED	OUTPUT LUMENS: GREEN	MAXIMUM LENGTH	POWER USAGE
RFSL-LED-RGB	RGB DIODES	16/FT.	22/FT.	60/FT.	25.29 FT.	3 WATTS/FT

NOTE: POWER SUPPLY & DMX DRIVER REQUIRED TO OPERATE FIXTURES. CONTACT FACTORY FOR REQUIREMENTS.

SPECIFICATION DATA: 24VDC U.L. Listed LED Linear Strip Lighting; submersible/waterproof IP68 rated with use of linear mounting channel. fixture has 120° Beam angle, seven (7) diodes per cut point, UV, chlorine & saltwater resistant. 12 feet of 18-4 AWG SJOW cable. orderable in 5.625 inch non-cutttable segments. Supplied with mounting channel which comes in 39.4" increments.

DRAWING NO.
5.115